




 paoli®

ATEX IMPACT WRENCHES

## ATEX IMPACT WRENCHES

We invested in research and development in order to offer to the clients the best technologies available and to design the new Atex range: impact wrenches compliant with the Atex directives and efficient in every industrial application. Thanks to our customers' feedbacks, we have optimized our performance, duration and ergonomics standards.

The new Paoli Atex impact wrenches have passed rigorous tests made in highly explosive environments in order to offer to the users a safe, innovative and efficient product.

The Atex range is composed by models suitable for underground environments  I M2 IIB T6 and by impact wrenches designed for surface applications

 II 2 GD IIB T6  
 II 3 G IIB T6

All this drives us to a new impact wrenches range able to satisfy our clients' needs.



RED DEVIL SL ATEX




AVAILABLE MODEL      WEIGHT

	II 2 GD IIB T6	2.40 kg
	II 3 G IIB T6	5.30 lbs

PRODUCT NAME	RED DEVIL SL ATEX
SQUARE DRIVE	1/2"
BOLT RANGE	M10-M24
ULTIMATE TORQUE	1.400 Nm (1.040 ft-lb)
WORKING TORQUE	80-1.000 Nm (59-740 ft-lb)
WORKING PRESSURE	6 bar (90 psi)
AIR INLET	1/4" NPT
INNER HOSE DIAMETER	10 mm (0.394")
LENGTH	192 mm (7.56")
SIDE TO CENTER	42 mm (1.65")

DP 217 ATEX



AVAILABLE MODELS      WEIGHT

	I M2 IIB T6	7.5 kg
	II 2 GD IIB T6	16.53 lbs

	II 2 GD IIB T6	6.1 kg
	II 3 G IIB T6	13.45 lbs

PRODUCT NAME	DP 217 ATEX
SQUARE DRIVE	3/4"
BOLT RANGE	M14-M24
ULTIMATE TORQUE	1700 Nm (1254 ft-lb)
WORKING TORQUE	320-907 Nm (237-671 ft-lb)
WORKING PRESSURE	6,3 bar (91 psi)
AIR INLET	1/2" BSP
INNER HOSE DIAMETER	13 mm (0.512")
LENGTH	182 mm (7.17")
SIDE TO CENTER	47.5 mm (1.87")


## DP 246 ATEX



AVAILABLE MODEL	WEIGHT
 II 2 GD IIB T6 II 3 G IIB T6	8.24 kg 18.2 lbs

PRODUCT NAME	DP 246 ATEX
SQUARE DRIVE	1"
BOLT RANGE	M18-M39
ULTIMATE TORQUE	2796 Nm (2069 ft-lb)
WORKING TORQUE	589-1.373 Nm (436-1016 ft-lb)
WORKING PRESSURE	6,3 bar (91 psi)
AIR INLET	1/2" BSP
INNER HOSE DIAMETER	13 mm (0.512")
LENGTH	249 mm (9.8")
SIDE TO CENTER	50 mm (1.97")

## DP 251 ATEX





AVAILABLE MODELS	WEIGHT
 I M2 IIB T6 II 2 GD IIB T6	12.0 kg 26.45 lbs
 II 2 GD IIB T6 II 3 G IIB T6	9.1 kg 20.06 lbs

DP 251 ATEX	DP 251 ATEX
SQUARE DRIVE	1"
BOLT RANGE	M18-M39
ULTIMATE TORQUE	3300 Nm (2434 ft-lb)
WORKING TORQUE	686-1.568 Nm (508-1160 ft-lb)
WORKING PRESSURE	6,3 bar (91 psi)
AIR INLET	1/2" BSP
INNER HOSE DIAMETER	13 mm (0.512")
LENGTH	223 mm (8.78")
SIDE TO CENTER	56 mm (2.20")

## DP 256 BG ATEX



AVAILABLE MODELS	WEIGHT
 I M2 IIB T6 II 2 GD IIB T6	12.1 kg 26.67 lbs
 II 2 GD IIB T6 II 3 G IIB T6	9.48 kg 20.90 lbs

PRODUCT NAME	DP 256 BG ATEX
SQUARE DRIVE	1"
BOLT RANGE	M18-M39
ULTIMATE TORQUE	3185 Nm (2357 ft-lb)
WORKING TORQUE	588-1.666 Nm (435-1233 ft-lb)
WORKING PRESSURE	6,3 bar (91 psi)
AIR INLET	1/2" BSP
INNER HOSE DIAMETER	13 mm (0.512")
LENGTH	299 mm (11.77")
SIDE TO CENTER	56 mm (2.20")

## DP 362 BG ATEX



AVAILABLE MODELS	WEIGHT
 I M2 IIB T6 II 2 GD IIB T6	17.8 kg 39.24 lbs
 II 2 GD IIB T6 II 3 G IIB T6	14.52 kg 32.01 lbs

PRODUCT NAME	DP 362 BG ATEX
SQUARE DRIVE	1" 1/2
BOLT RANGE	M24-M56
ULTIMATE TORQUE	4200 Nm (3098 ft-lb)
WORKING TORQUE	1.177-2.943 Nm (871-2178 ft-lb)
WORKING PRESSURE	6,3 bar (91 psi)
AIR INLET	1/2" BSP
INNER HOSE DIAMETER	13 mm (0.512")
LENGTH	365 mm (14.37")
SIDE TO CENTER	60 mm (2.36")

## DPLIFT M80/31



## DPLIFT M80/42



## DPLIFT M100/72



## DPLIFT M150/90



**PRODUCT CODE** B.37.05.01.0019

B.37.05.01.0014

B.37.05.01.0020

B.37.05.01.0013

**CAPACITY** 80/50/25 t  
88.2/55.1/27.6 ton

80/50 t - 88.2/55.1 ton

100 t - 110.2 ton

150 t - 165.3 ton

**NET WEIGHT** 138 Kg - 304 lbs

145 Kg - 320 lbs

324 Kg - 714 lbs

389 kg - 858 lbs

**WORKING PRESSURE** 10/12 bar  
145-174 psi

10-12 bar - 145-174 psi

10-12 bar - 145-174 psi

10-12 bar - 145-174 psi

**MAX STROKE** 518 mm - 20.4 in

418 mm - 16.5 in

445 mm - 17.5 in

554 mm - 21.8 in

**MIN. HEIGHT** 341 mm - 13.4 in

420 mm - 16.5 in

725 mm - 28.5 in

901 mm - 35.5 in

**PISTONS** 3

2

1

1

## TECHNOLOGICAL INNOVATION MADE IN ITALY



Dino Paoli S.r.l. was born in 1968 and it is specialized in the production of wheel guns used in workshop for commercial vehicles and standard road cars. Thanks to the high quality level and offered service, since 1975 Paoli supplies all the Formula 1 teams several others Motorsport championships, including GP2, NASCAR and 24H Series.

## EXTREME

The Atex Range is suited for companies who work in the most difficult, extreme, sectors and require tools with the highest performances:



Mine and oil field



Construction site and shipyard



Industrial assembly





Download the  
complete catalogue

 **paoli**<sup>®</sup>

Dino Paoli S.r.l.

Via G. Dorso, 5 - 42124 Reggio Emilia - Italy

Tel. +39 0522 364511 - Fax + 39 0522 304864

[www.paoli.net](http://www.paoli.net) - [sales@paoli.net](mailto:sales@paoli.net)

 **MADE IN ITALY** 

